



ศูนย์ข้อมูลเชิงลึกอุตสาหกรรมเหล็กไทย  
IRON & STEEL INTELLIGENCE UNIT



สถาบันเหล็กและเหล็กกล้าแห่งประเทศไทย  
IRON AND STEEL INSTITUTE OF THAILAND

# iiU Quarterly Report

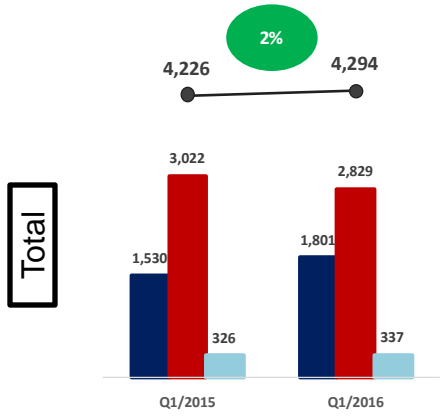
## Thailand Steel Situation Q1/2016

---

By IIU Team

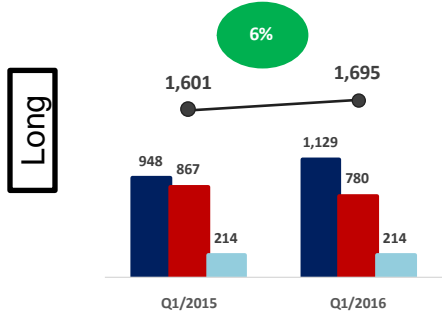
May 2016

# Thailand Finished steel consumption at 16.7 Mt in Q1/2016, up by 2.0%.



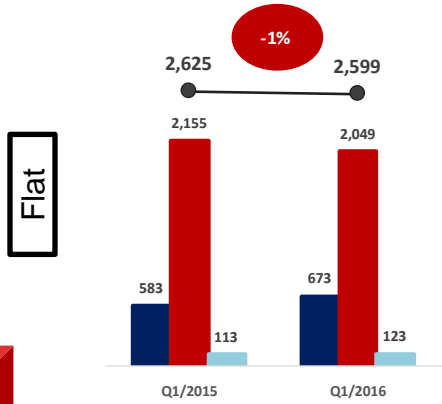
Unit : 1,000 Tonnes

Finished product	2013	2014	2015	%YoY 15/14	Q1/2015	Q1/2016	%YoY 16/15
Production	6,877	6,794	6,508	-4%	1,530	1,801	18%
Import	12,204	11,896	11,436	-4%	3,022	2,829	-6%
Export	1,386	1,352	1,198	-11%	326	337	3%
<b>Consumption</b>	<b>17,695</b>	<b>17,339</b>	<b>16,747</b>	<b>-3%</b>	<b>4,226</b>	<b>4,294</b>	<b>2%</b>



Unit : 1,000 Tonnes

Long product	2013	2014	2015	%YoY 15/14	Q1/2015	Q1/2016	%YoY 16/15
Production	3,991	3,939	4,038	3%	948	1,129	19%
Import	2,917	3,182	2,943	-8%	867	780	-10%
Export	959	953	827	-13%	214	214	0%
<b>Consumption</b>	<b>5,949</b>	<b>6,168</b>	<b>6,154</b>	<b>0%</b>	<b>1,601</b>	<b>1,695</b>	<b>6%</b>



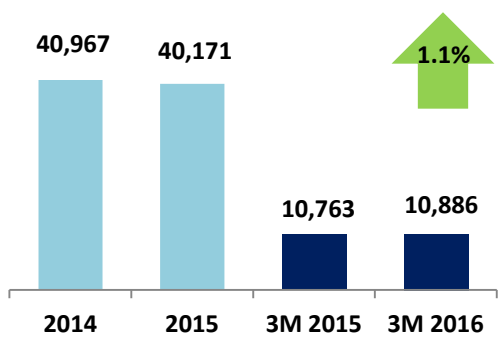
Unit : 1,000 Tonnes

Flat product	2013	2014	2015	%YoY 15/14	Q1/2015	Q1/2016	%YoY 16/15
Production	2,886	2,855	2,470	-13%	583	673	15%
Import	9,287	8,715	8,494	-3%	2,155	2,049	-5%
Export	428	399	371	-7%	113	123	9%
<b>Consumption</b>	<b>11,746</b>	<b>11,171</b>	<b>10,593</b>	<b>-5%</b>	<b>2,625</b>	<b>2,599</b>	<b>-1%</b>

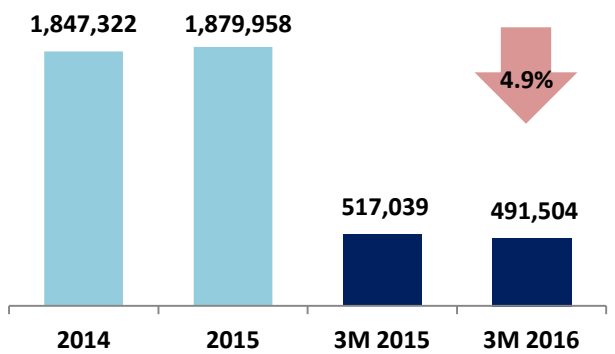


Overall, the most of steel consuming industries have recovered in the first quarter of 2016.

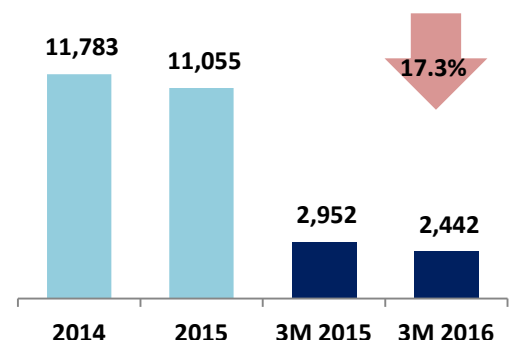
*Cement production ('000 Tonnes)*



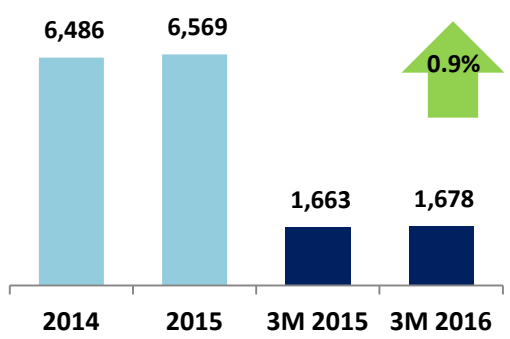
*Car production ('000 Units)*



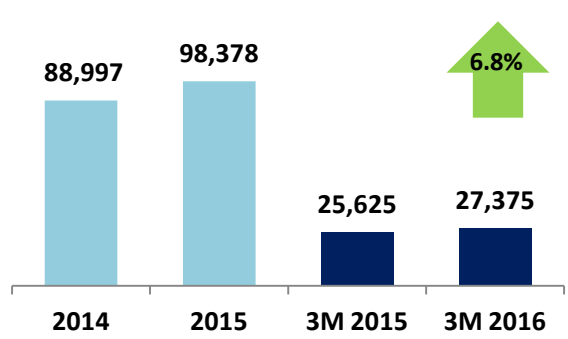
*Compressor production ('000 Units)*



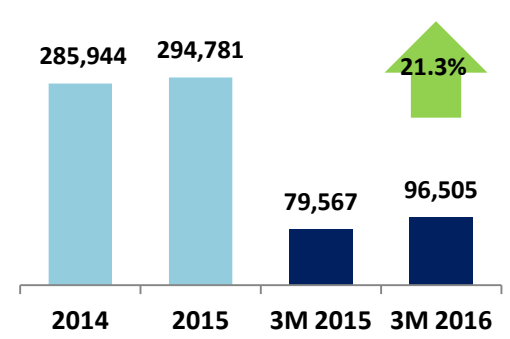
*Refrigerator production ('000 Units)*



*Caned seafood ('000 Tonnes)*



*Caned fruit ('000 Tonnes)*



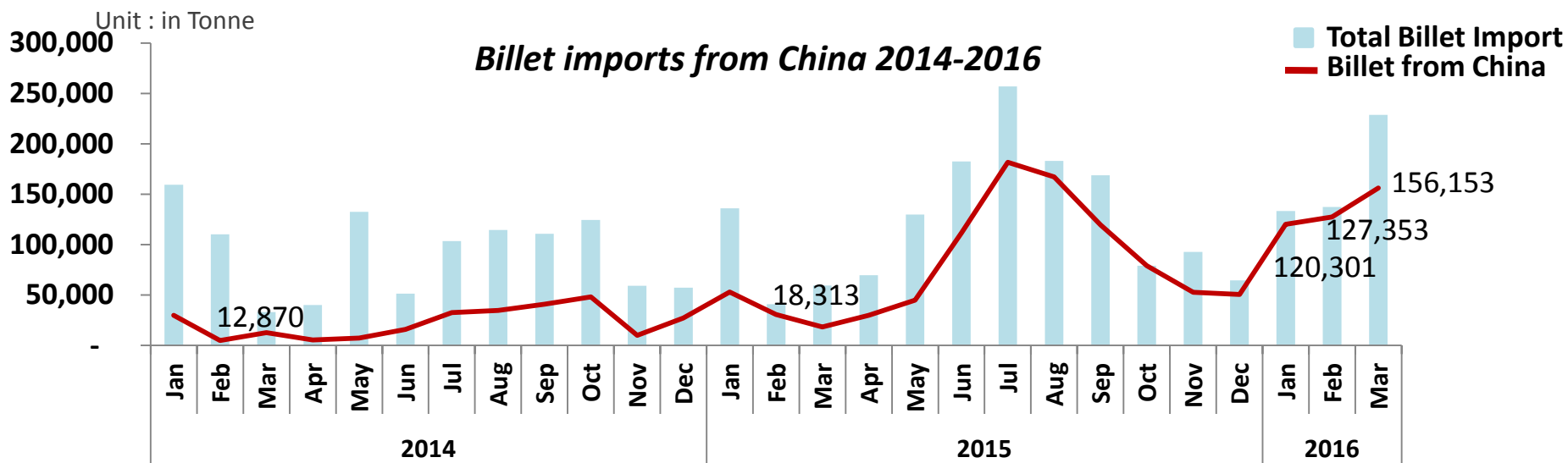
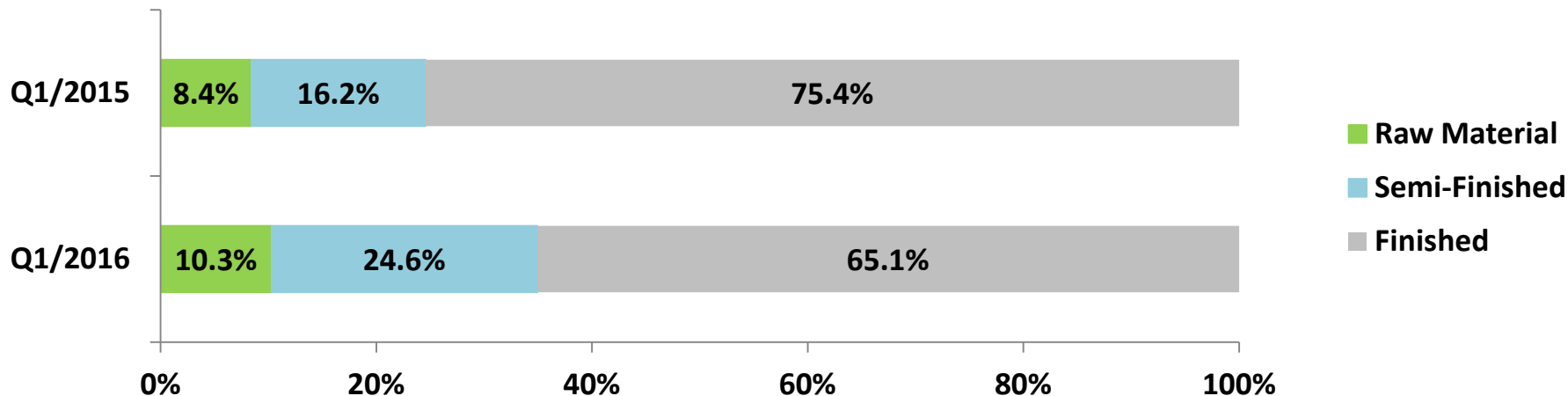
In first quarter 2016, Thailand's total steel import was 4.3 Mt, increased by 9%. While total steel export was 0.4 Mt, increased by 7%.

Unit : in Tonne

Products	2014		2015		% change 16/15		Jan - Mar 2015		Jan - Mar 2016		% change 16/15	
	Import	Export	Import	Export	Import	Export	Import	Export	Import	Export	Import	Export
<b>Iron Products</b>	<b>446,842</b>	<b>49,557</b>	<b>402,102</b>	<b>33,881</b>	↓-10%	↓-32%	<b>111,352</b>	<b>11,664</b>	<b>167,782</b>	<b>6,774</b>	↑51%	↓-42%
<b>Ferro Alloys</b>	<b>107,954</b>	<b>584</b>	<b>80,999</b>	<b>2,032</b>	↓-25%	↑248%	<b>19,947</b>	<b>538</b>	<b>21,013</b>	<b>278</b>	↑5%	↓-48%
<b>Crude Steel Products</b>	<b>3,127,154</b>	<b>5,619</b>	<b>3,175,945</b>	<b>3,612</b>	↑2%	↓-36%	<b>647,295</b>	<b>1,211</b>	<b>1,071,850</b>	<b>1,100</b>	↑66%	↓-9%
Billet	1,096,766	2	1,464,234	2	↑34%	→0%	236,659	0	499,674	0	↑111%	→0%
Slab	1,688,497	1	1,045,596	596	↓-38%	-	288,648	1	363,262	885	↑26%	-
Others	341,891	5,616	666,115	3,014	↑95%	↓-46%	121,988	1,210	208,914	215	↑71%	↓-82%
<b>Hot-rolled Steel Products</b>	<b>7,181,288</b>	<b>709,510</b>	<b>6,648,972</b>	<b>819,651</b>	↓-7%	↑16%	<b>1,788,582</b>	<b>135,763</b>	<b>1,738,251</b>	<b>160,011</b>	↓-3%	↑18%
Sections	79,763	372,036	94,293	307,133	↑18%	↓-17%	16,726	73,938	44,303	81,983	↑165%	↑11%
Bars	673,930	242,771	651,262	211,339	↓-3%	↓-13%	191,357	45,192	165,909	61,245	↓-13%	↑36%
Wire Rods	1,650,662	12,981	1,592,227	7,441	↓-4%	↓-43%	493,850	2,473	429,204	1,424	↓-13%	↓-42%
Plates (>=3 mm.)	261,005	8,737	341,308	3,949	↑31%	↓-55%	60,763	1,995	101,680	1,916	↑67%	↓-4%
HR Coils / Sheets	4,198,395	37,408	3,925,907	9,698	↓-6%	↓-74%	1,004,244	3,120	979,579	5,833	↓-2%	↑87%
Others	317,533	35,577	43,975	280,091	↓-86%	↑687%	21,642	9,045	17,576	7,610	↓-19%	↓-16%
<b>Cold-rolled Products</b>	<b>1,212,082</b>	<b>92,513</b>	<b>1,238,689</b>	<b>105,882</b>	↑2%	↑14%	<b>360,025</b>	<b>22,775</b>	<b>253,018</b>	<b>39,752</b>	↓-30%	↑75%
Cold-rolled Sheets & Strips	1,212,082	92,513	1,095,547	105,071	↓-10%	↑14%	360,025	22,775	221,654	39,560	↓-38%	↑74%
Cold-rolled Electrical Sheets	1,071,855	91,748	143,142	810	↓-87%	↓-99%	322,648	22,703	31,366	190	↓-90%	↓-99%
<b>Coated Sheets &amp; Strips</b>	<b>2,674,321</b>	<b>104,389</b>	<b>2,628,855</b>	<b>91,088</b>	↓-2%	↓-13%	<b>651,804</b>	<b>23,532</b>	<b>596,324</b>	<b>24,633</b>	↓-9%	↑5%
Galvanized Sheets	1,663,618	58,968	1,579,108	55,402	↓-5%	↓-6%	402,202	14,849	346,772	12,762	↓-14%	↓-14%
Tinplates / Tin free	187,440	2,690	229,813	2,081	↑23%	↓-23%	60,242	679	77,967	354	↑29%	↓-48%
Zn-Al	222,615	2,478	209,352	2,367	↓-6%	↓-4%	39,702	613	29,792	714	↓-25%	↑16%
Color Coated	249,392	15,789	224,886	14,588	↓-10%	↓-8%	51,591	3,319	41,919	5,768	↓-19%	↑74%
Others	351,256	24,464	385,696	16,650	↑10%	↓-32%	98,067	4,072	99,874	5,035	↑2%	↑24%
<b>Pipes &amp; Tubes (excl. pipe fittings)</b>	<b>751,091</b>	<b>234,992</b>	<b>670,932</b>	<b>218,752</b>	↓-11%	↓-7%	<b>157,672</b>	<b>81,521</b>	<b>170,699</b>	<b>63,648</b>	↑8%	↓-22%
<b>Cold-finished &amp; Cold-formed Steels</b>	<b>250,708</b>	<b>210,297</b>	<b>249,038</b>	<b>209,674</b>	↓-1%	↓0%	<b>64,122</b>	<b>62,891</b>	<b>70,940</b>	<b>49,054</b>	↑11%	↓-22%
<b>Iron &amp; Steel Scrap</b>	<b>1,382,536</b>	<b>383,732</b>	<b>949,340</b>	<b>397,457</b>	↓-31%	↑4%	<b>206,144</b>	<b>78,546</b>	<b>258,469</b>	<b>100,474</b>	↑25%	↑28%
<b>Total</b>	<b>17,133,976</b>	<b>1,791,193</b>	<b>16,044,872</b>	<b>1,882,029</b>	↓-6%	↑5%	<b>4,006,943</b>	<b>418,441</b>	<b>4,348,346</b>	<b>445,724</b>	↑9%	↑7%

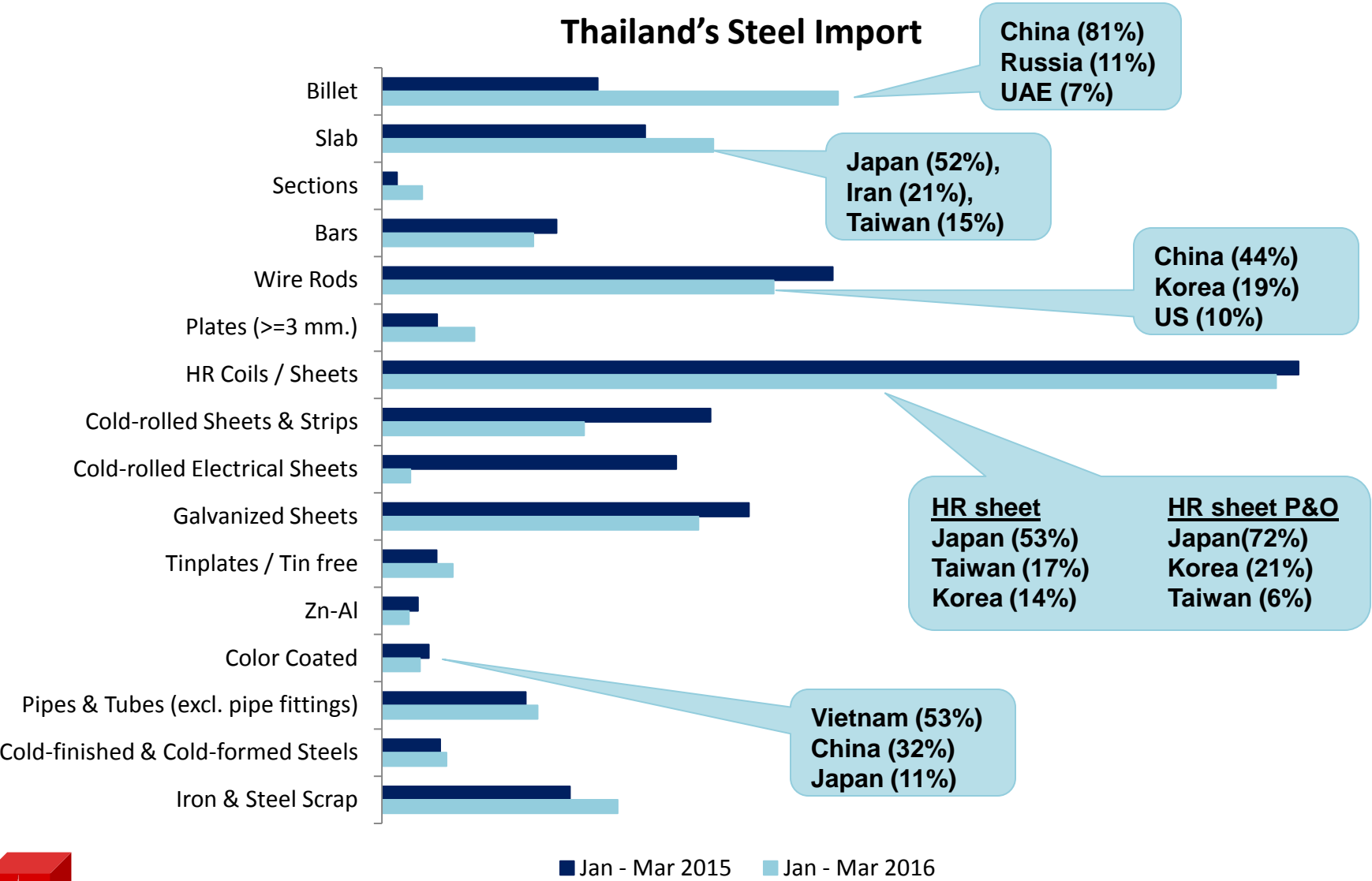
# Import of Billet surged more than 100% in first quarter 2016.

## Share of Thailand Steel Import by Group Products



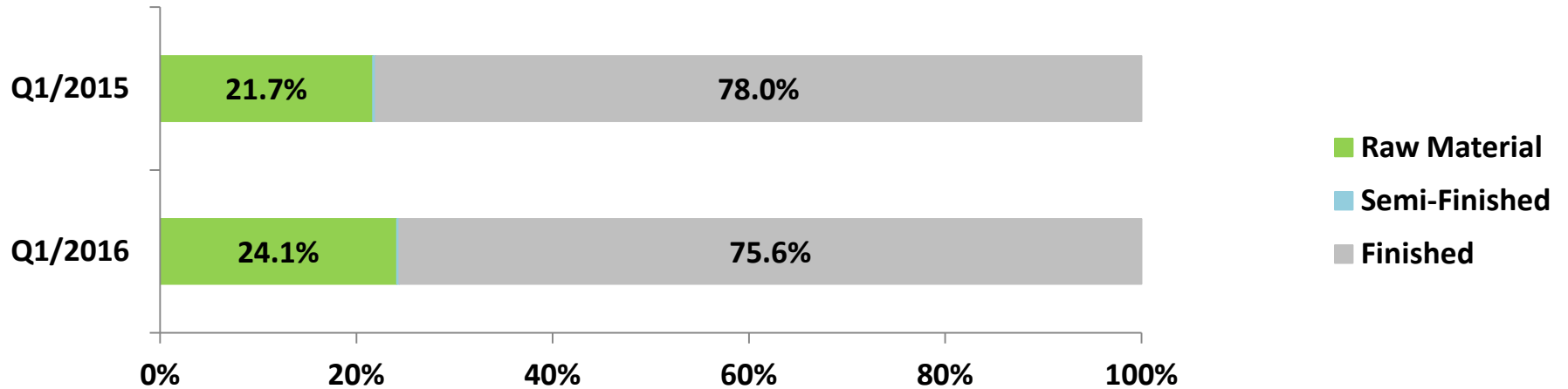
Top Trading Partners for Import in Q1/2016 are mainly from China, Japan, Korea and Vietnam.

### Thailand's Steel Import

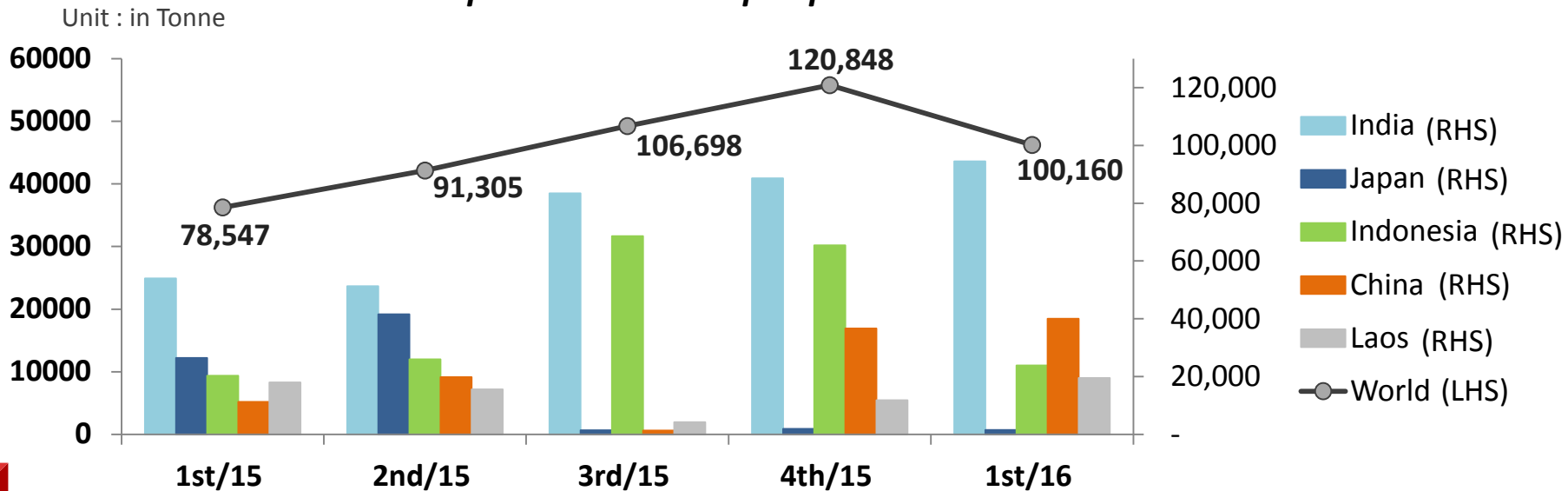


# Export of Scrap increased by 28% in first quarter 2016.

## Share of Thailand Steel Export by Group Products

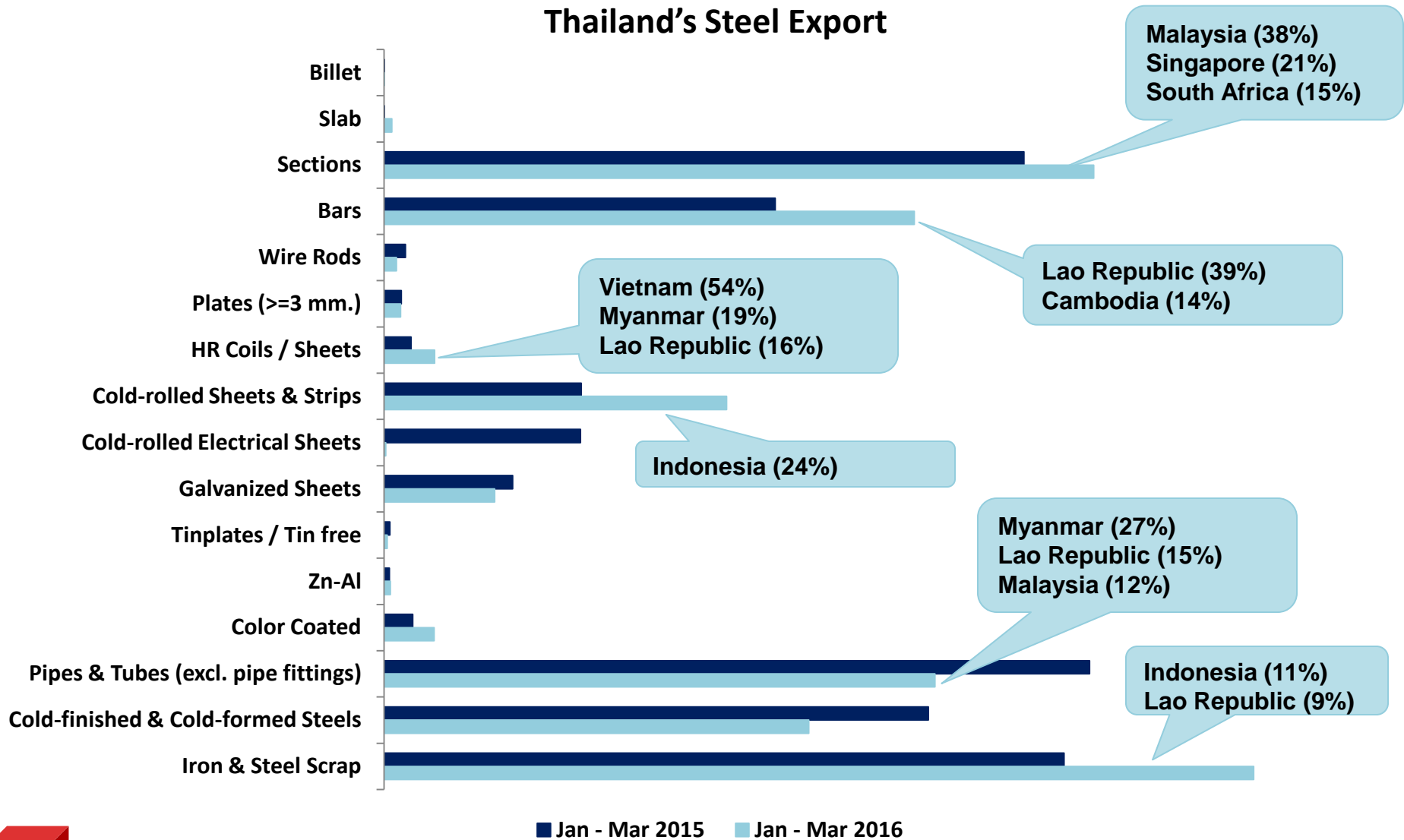


## Top 5 Thailand Scrap Export 2015 - 2016



# Top Trading Partners for Export in Q1/2016 aimed to CLMV

## Thailand's Steel Export





## Import & Export By Products



# Raw Material : Scrap

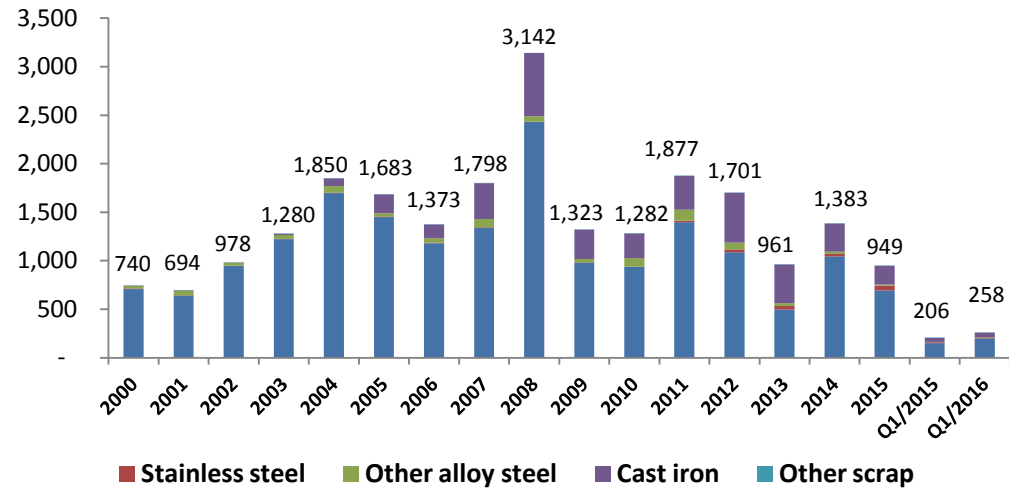
## Share of Importer Q1/2016

United States Australia Philippines Russia Japan Others



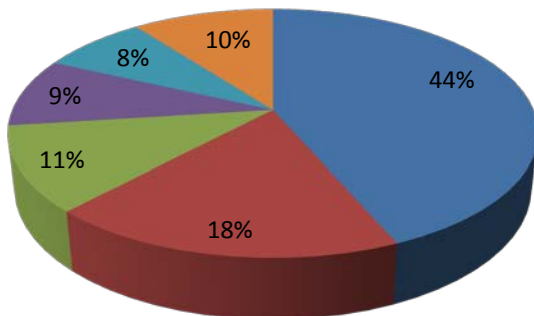
## Scrap Import

Unit : '000 tonnes



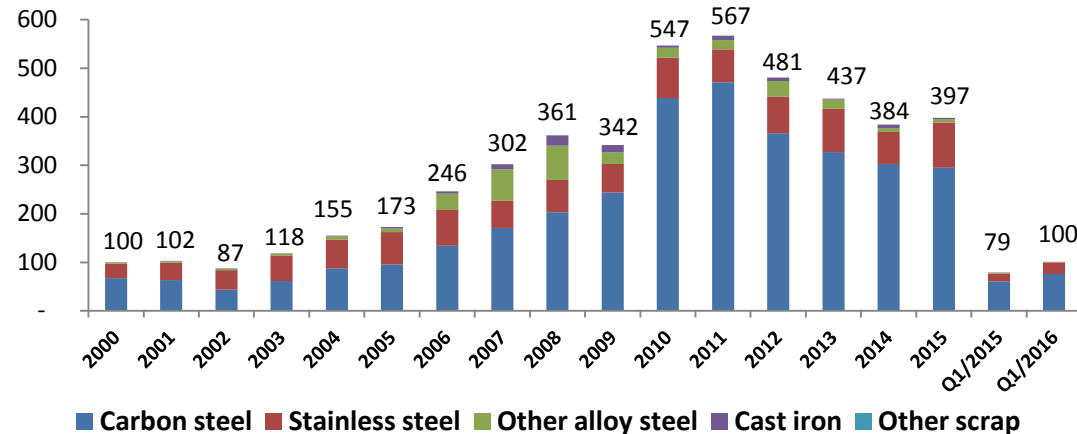
## Share of Exporter Q1/2016

India China Indonesia Laos Bangladesh Others



## Scrap Export

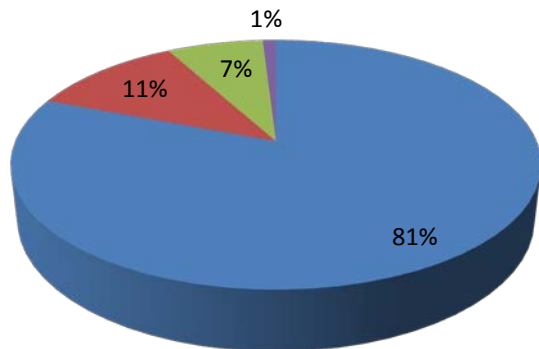
Unit : '000 tonnes



# Billet

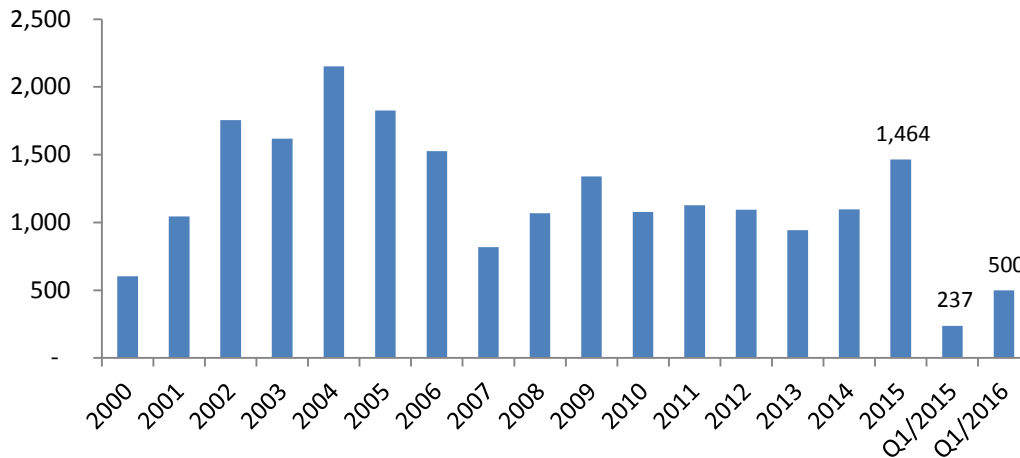
## Share of Importer Q1/2016

■ China ■ Russia ■ United Arab Emirates ■ Singapore



## Billet Import

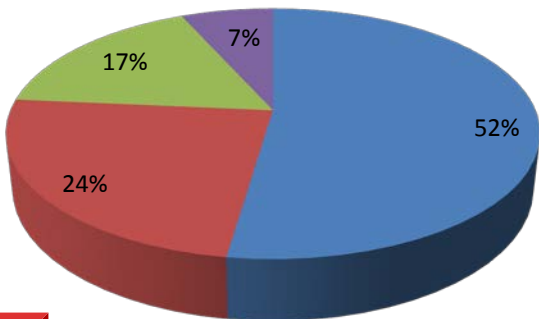
Unit : '000 tonnes



# Slab

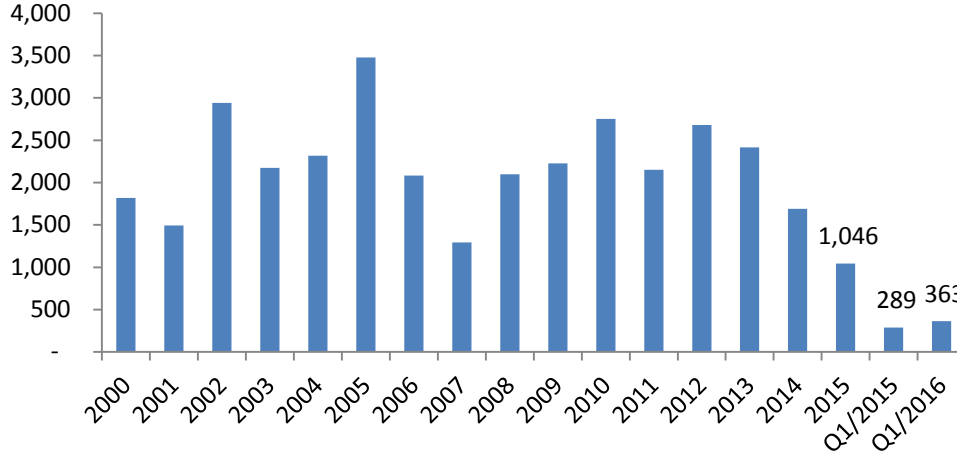
## Share of Importer Q1/2016

■ Japan ■ Iran ■ Taiwan ■ Indonesia



## Slab Import

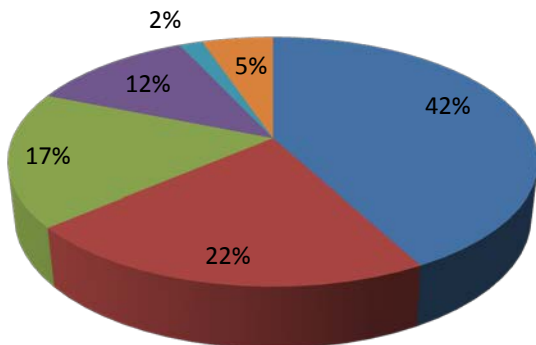
Unit : '000 tonnes



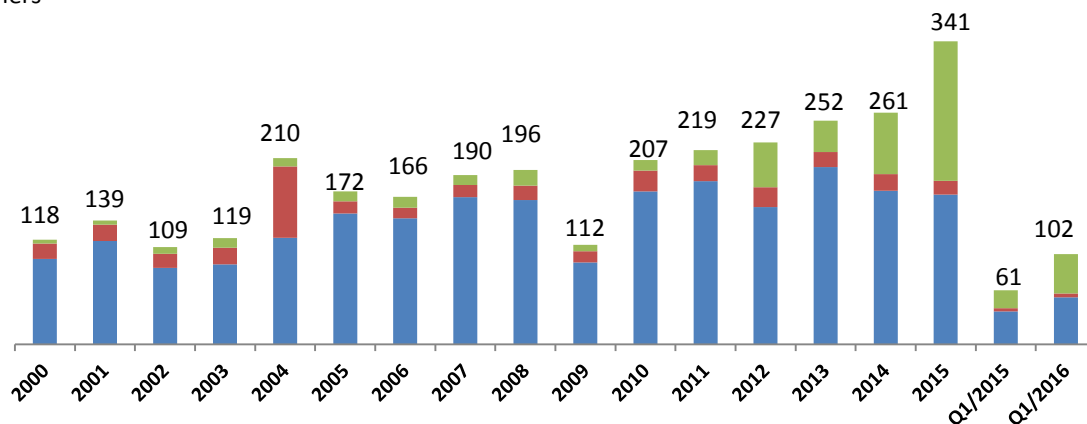
# HRP

## Share of Importer Q1/2016

■ China ■ Japan ■ Indonesia ■ Korea South ■ Malaysia ■ Others



## Plates (>=3 mm.)

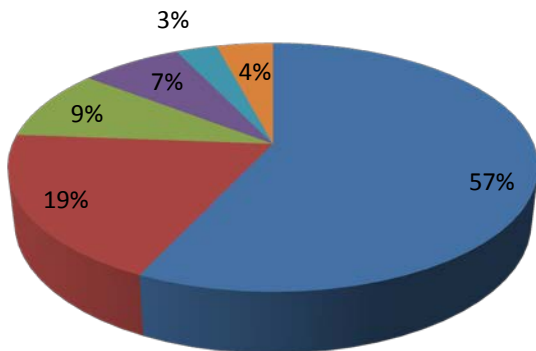


■ Other (Alloy Steel) ■ Stainless Steel ■ Carbon Steel

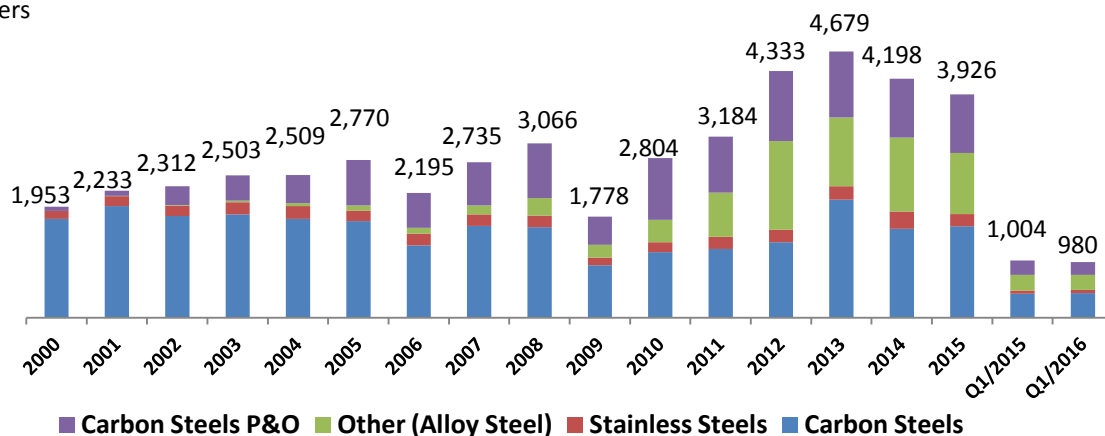
# HRC

## Share of Importer Q1/2016

■ Japan ■ Korea South ■ Taiwan ■ China ■ Australia ■ Others



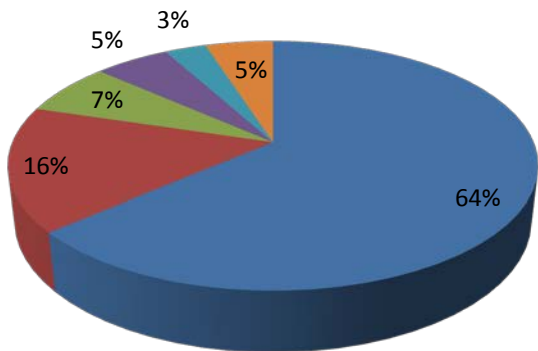
## Hot-rolled coils / sheets (< 3 mm.)



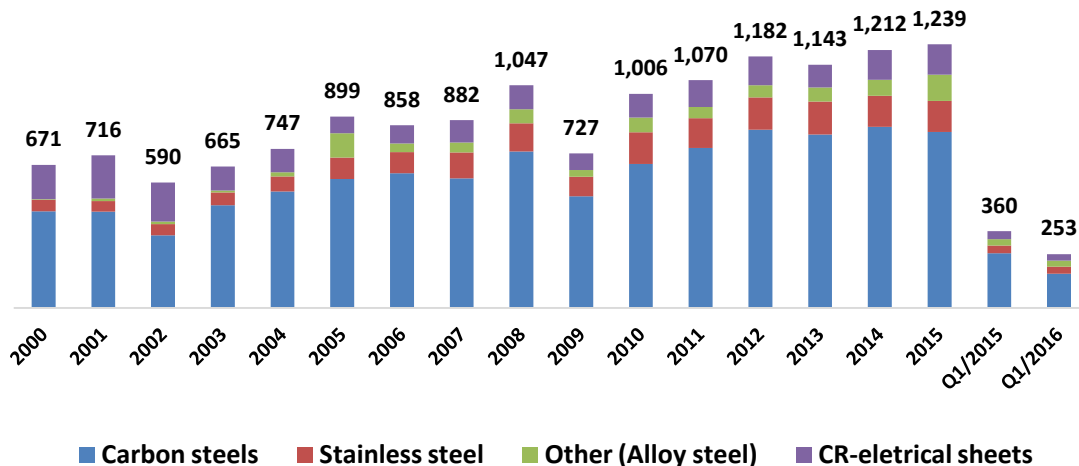
■ Carbon Steels P&O ■ Other (Alloy Steel) ■ Stainless Steels ■ Carbon Steels

### Share of Importer Q1/2016

Japan Korea South Taiwan China India Others

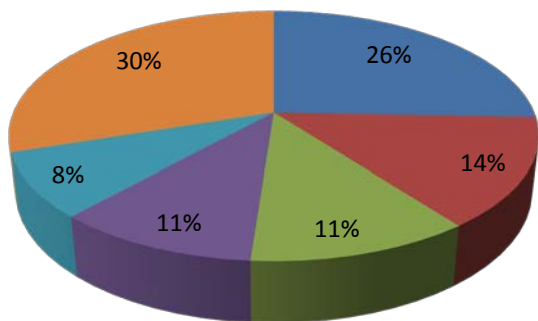


### CRC Import

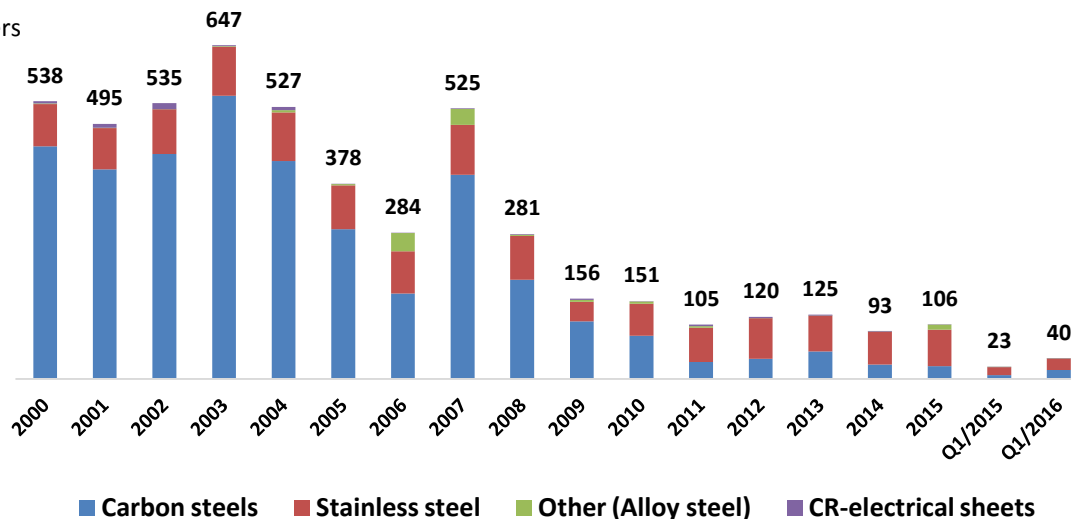


### Share of Exporter Q1/2016

United States Indonesia Italy Belgium Korea South Others



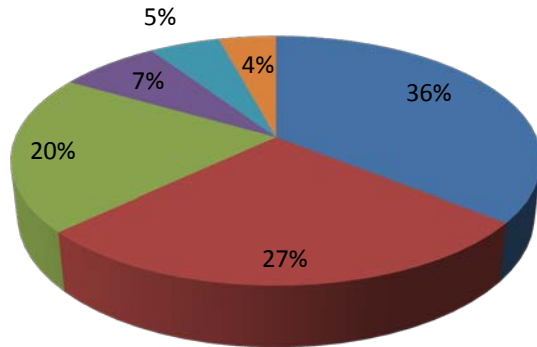
### CRC Export



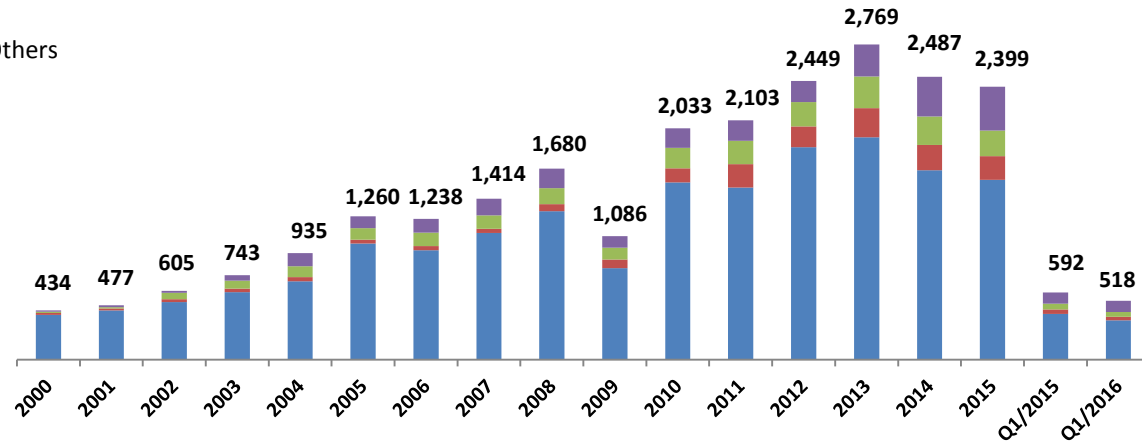
# Coated steel

## Share of Importer Q1/2016

China Japan Korea South Taiwan Vietnam Others



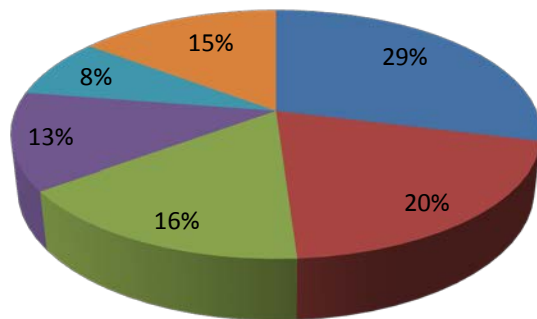
## Coated steel Import



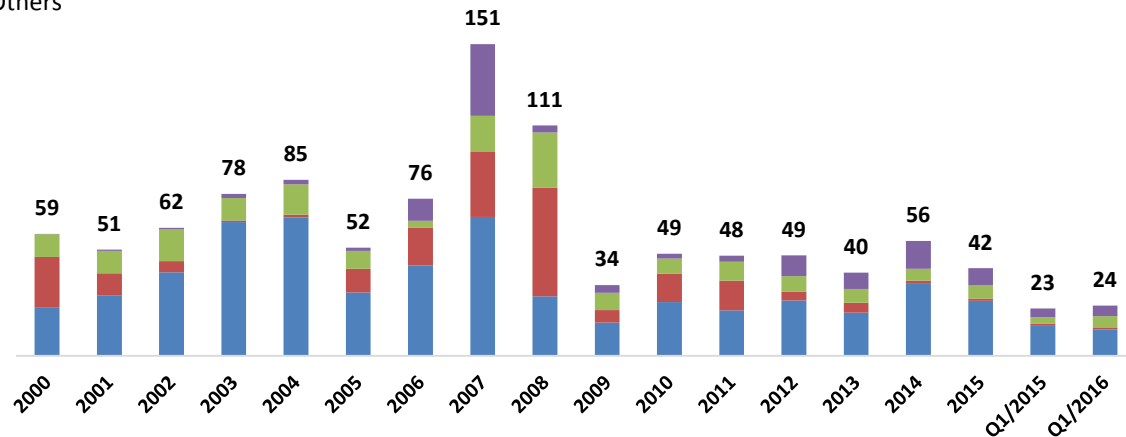
Others Coated Color coated Zn-Al Galvanized sheets

## Share of Exporter Q1/2016

Myanmar Indonesia Vietnam Laos Malaysia Others



## Coated steel Export

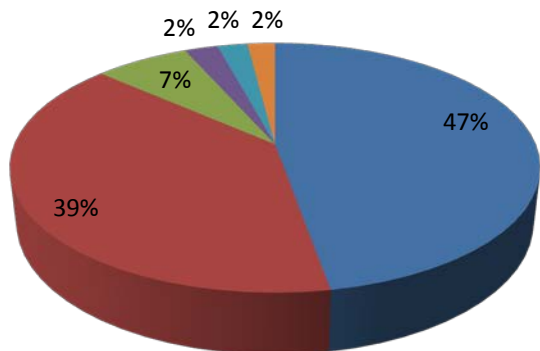


Galvanized sheets Zn-Al Color coated Others coated

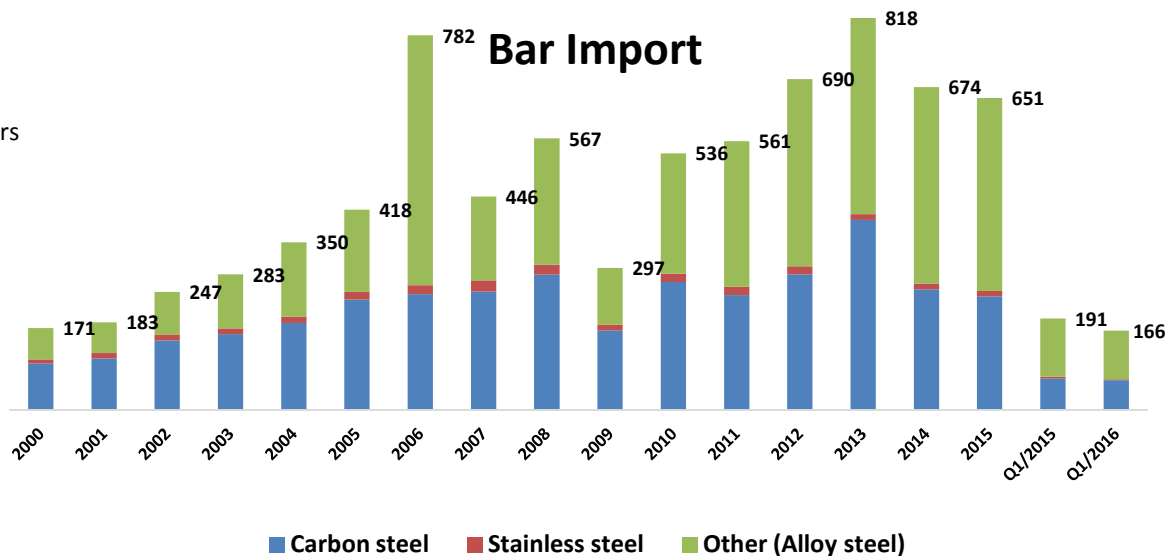
# Bar

## Share of Importer Q1/2016

Japan China Korea South India Taiwan Others

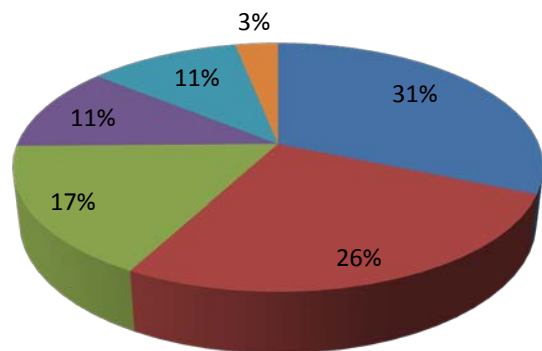


## Bar Import

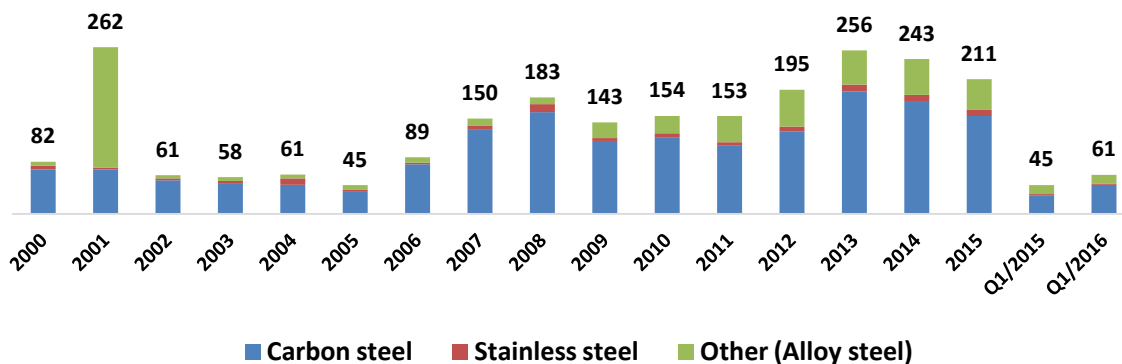


## Share of Exporter Q1/2016

Laos India Myanmar Cambodia Australia Others



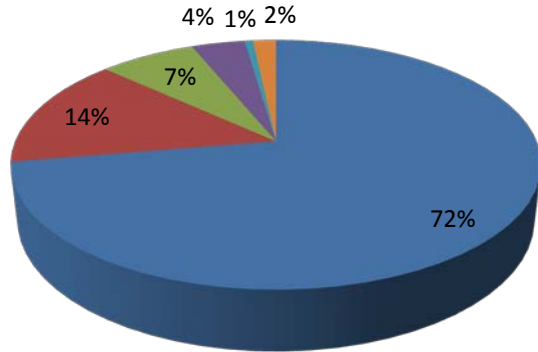
## Bar Export



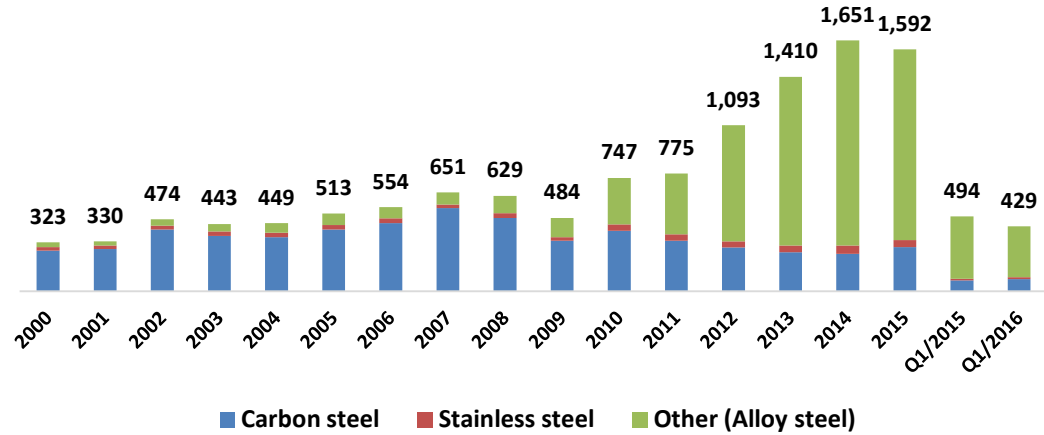
# Wire rod

## Share of Importer Q1/2016

China Japan Korea South Taiwan India Others

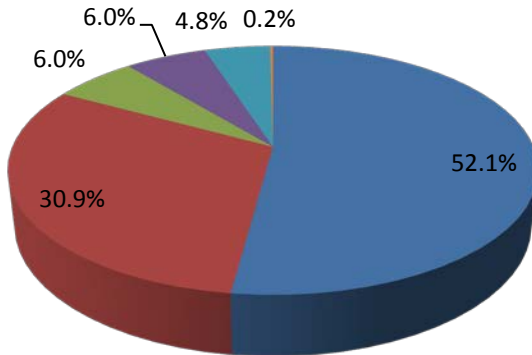


## Wire Rod Import

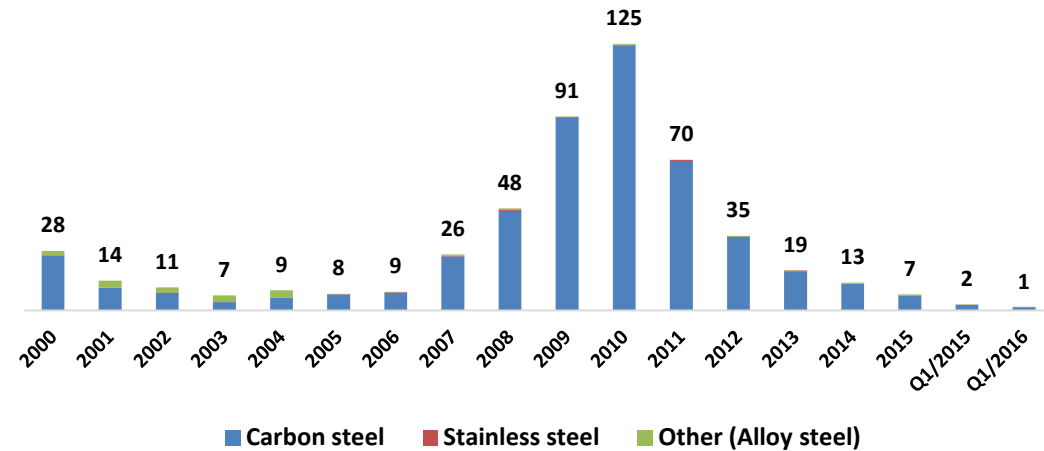


## Share of Exporter Q1/2016

Laos Vietnam Cambodia Myanmar Malaysia Others



## Wire Rod Export

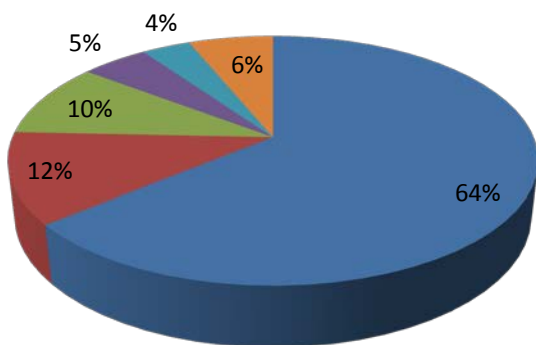




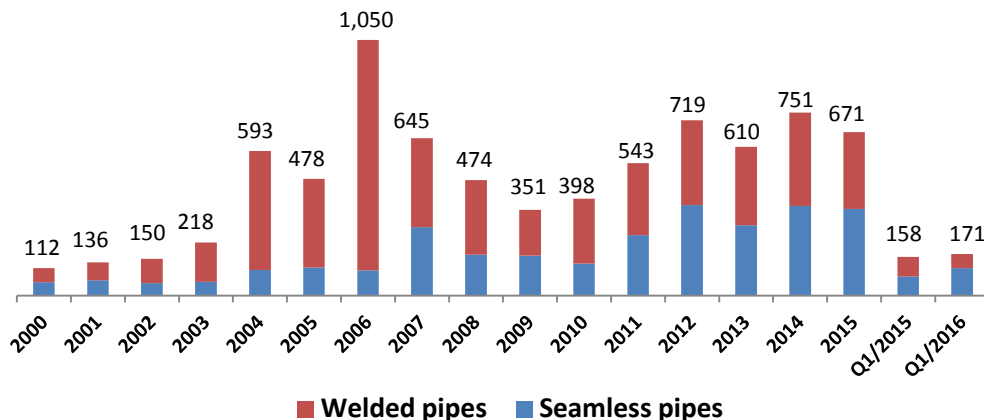
# Pipe & Tube

## Share of Importer Q1/2016

China Vietnam Japan Korea South Thailand Others

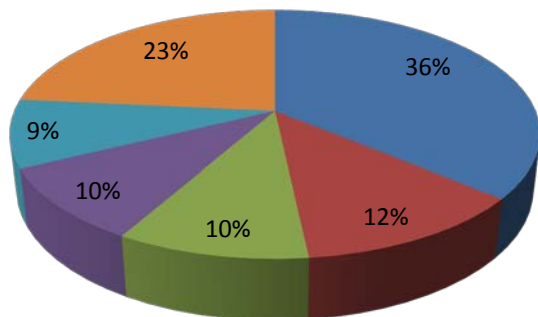


## Pipe & Tube Import

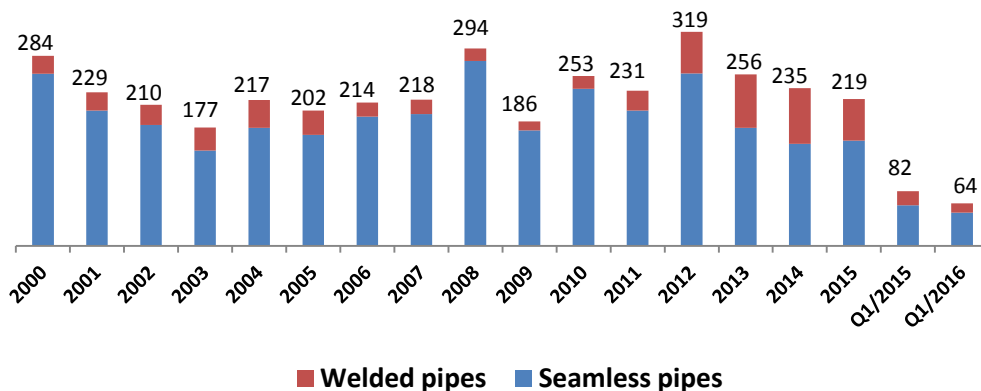



## Share of Exporter Q1/2016

United States Laos Malaysia Australia Myanmar Others



## Pipe & Tube Export





# ศูนย์ข้อมูลเชิงลึก อุตสาหกรรมเหล็กไทย

## คำจำกัดความรับผิดชอบ

ข้อมูลในรายงาน สิ่งพิมพ์ และเว็บไซต์ที่ได้จัดทำขึ้นมาจากแหล่งข้อมูลที่เชื่อถือได้ อย่างไรก็ตาม สถาบันเหล็กและเหล็กกล้าแห่งประเทศไทยไม่รับประกันความถูกต้อง ครบถ้วนและพอเพียงของข้อมูลเหล่านี้ ความเห็นหรือการคาดการณ์ใดๆ ต่อเหตุการณ์ในอนาคตอาจแตกต่างจากเหตุการณ์ที่จะเกิดขึ้นจริง นอกจากนี้สถาบันเหล็กและเหล็กกล้าแห่งประเทศไทยขอสงวนสิทธิ์ในการเปลี่ยนแปลงและแก้ไขข้อมูล รวมถึงความเห็นและการประมาณการใดๆ โดยไม่ต้องแจ้งล่วงหน้า

## Disclaimer

The information in the above report, publication and website has been obtained from sources believed to be reliable. However, Iron & Steel Institute of Thailand does not guarantee the accuracy, adequacy or completeness of the information. Any opinions or forecasts regarding future events may differ from actual events or results. In addition, Iron & Steel Institute of Thailand reserves the right to make changes and corrections to the information, including any opinions or forecasts, at any time without notice.

ติดตามข้อมูลอุตสาหกรรมเหล็กเพิ่มเติมได้ที่



[www.isit.or.th](http://www.isit.or.th)



[iiu.isit.or.th](http://iiu.isit.or.th)



ISIT.Thailand



@isitthailand



ข่าวเหล็กไทย by iiU  
(@qrt0680z)

